


Horizon

BQ-150


Short-run

Perfect Binder.



Introducing a Short-run Perfect Binding Which Features Multiple Function With Professional Finish Quality. A Perfect Finishing Solution from Horizon.

Clamping Section



The clamp opens and closes with the simple press of a button. The maximum clamp opening is 3 cm (1.18").

Roughening



The roughening blade is housed in a self-adjusting roughening guide. For maximum safety, the roughening blade is never exposed.

Gluing



Hot melt glue is applied to the back spine of the book block via a rotating application drum. A scraper bar smooths the applied adhesive to a uniform thickness.

Features

Simple and Easy Operation :

To bind, simply insert the book block, position the cover, and press a button. No mechanical setup is required for different book sizes or different book thickness. Three different binding options are available at the press of a button.

Roughening the Book Spine for a Stronger Bind :

The book spine is properly notched with a roughening cutter so that the hot melt glue, exclusively formulated by Horizon, will sufficiently penetrate the spine, producing a strong bind and a quality finish.

Professional Quality Finished Spine :


Powerful nipping pressure applied by Horizon's uniquely designed nipping mechanism produces a sharp and precise book spine of professional quality.



The Horizon BQ-150 Perfect Binder is an exceptionally versatile and productive short-run perfect binder. With the unique ability to produce three popular types of binding: perfect binding, tape binding and pad binding. Professional quality binds are created with push button simplicity. The BQ-150 perfect binder brings you a broad range of document-on-demand binding options.



Nipping



Horizon's uniquely designed nipping unit creates a professional quality bind and sharp corners on the book spine. The nipping pressure can be regulated by simple knob adjustment.

Operation Devices



Job setup and key operations are performed by simple select switches and push buttons. No special skill or experience is required.


Three Useful Binding Modes :

The BQ-150 Perfect Binder performs perfect binding (wrap-around cover binding), tape binding, and pad binding. Simple select switch operation enables you to set up any one of the three binding modes.

Perfect Binding



Placing a book block in to clamper.



Placing a cover over the nipping station.



Taking out a finished.

Tape Binding



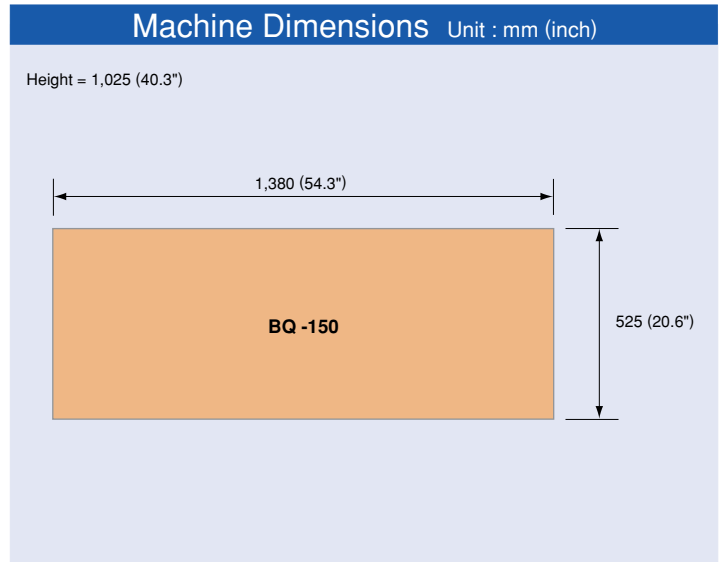
Placing a tape on the nipping station.



Peel off released paper on both side of tape.

BQ-150 Major Specifications	
Number of Clamps	1
Book Size	Max. Width : 400 mm (15.7")
	Min. 70 x 128 mm (2.7" x 5.0")
Book Thickness	1 to 30 mm (0.04" to 1.1")
Cover Size	Max. 400(W) x 620(L) mm (15.7" x 24.4")
	Min. 100(W) x 200(L) mm (3.9" x 7.8")
Sheet Weight Range	80 gsm to 300 gsm
Warm up Time	20 min.
Adhesive	Hot Melt Glue
Tank Temperature	160 to 200 °C
Cycle Speed	Perfect Binding : 180 cycles/hr.
	Padding : 110 cycles/hr.
Required Power	220 V 50 Hz 6.3 A, 240 V 50 Hz 6.3 A, 120 V 60 Hz 11.4 A
Power Consumption	1.2 kW*
Motors	150 W x 2 / 90 W x 1 / 40 W x 1 / 25 W x 1 / 6 W x 1
Heaters	700 W x 1
Machine Dimension	1,380(W) x 525(D) x 1,025(H) mm (54.3" x 20.6" x 40.3")
Machine Weight	200 kg (441 lbs.)

*The power consumption described here is the average figure perhour.



Manufactured by : Taiyo Seiki Co., Ltd.

The machine design and specifications are subject to change without any notice.

Distributed by



HORIZON INTERNATIONAL, INC.

510 Kuze Ooyabu-cho, Minami-ku, Kyoto, 601-8206, Japan Phone : +81-(0)75-934-6700, Fax : +81-(0)75-934-6708, www.horizon.co.jp